

M4242

Corner Workstation








Holds large monitors; attach a keyboard.

For pricing see the current Modular Price List

Model #	Product Size (W x D x H)	Ship Weight (lbs.)
M4242-XX	41 ⁷ / ₈ " x 41 ⁷ / ₈ " x 28 ³ / ₈ "	115

Available Finishes

				
BLACK GRANITE (BG) WITH BLACK BASE	FOLKSTONE GREY (GG) W/ FOLKSTONE GREY BASE	MAHOGANY (BM) WITH BLACK BASE	MAPLE (BP) WITH BLACK BASE	OILED CHERRY (BC) WITH BLACK BASE

0122